

PVC-U BALL VALVES - UNIBLOCK SERIES

VÁLVULAS DE BOLA PVC-U - SERIE UNIBLOCK



Sizes	Solvent cement D20 - D110 (DN15-DN100) Threaded ½" - 4"	
Standards	Solvent socket - Metric, British standard, ASTM Threaded - BSP, NPT Compression - metric, IPS, CTS	EN ISO 1452, EN ISO 15493, BS 4346-1, ASTM D 2467 ISO 228-1, ASTM D 2464
Working pressure	@ 20°C (73°F) D20 - D110 (1/2" - 4"): PN 10 (150 psi)	
Materials	O-rings: EPDM	Ball seats: HDPE
Characteristics	<ul style="list-style-type: none"> • "Antiblock" system that avoids ball blockage. • 100% factory tested. • Low maintenance. • Fast replacement of O-Rings and ball seat without additional tools. • Excellent flow characteristics. • Easy to install. • Light weight. • Ideally suited for irrigation and swimming pools. 	<ul style="list-style-type: none"> • Sistema "Antiblock" que evita el bloqueo de la bola. • Probadas al 100% en fábrica. • Larga vida sin mantenimiento. • Reemplazo rápido de las juntas y de la junta de asiento de la bola sin herramientas adicionales. • Excelentes características de conducción. • Fácil de instalar. • Ligera. • Especialmente indicada para riego y piscina.
Certifications / regulations	Ball valve design regulation - EN ISO 16135 NSF National Sanitation Foundation (USA) Only products bearing the NSF Mark are certified NSF 61 1½" thru 2" Socketed 1½" thru 2" Threaded ASTM F1970	

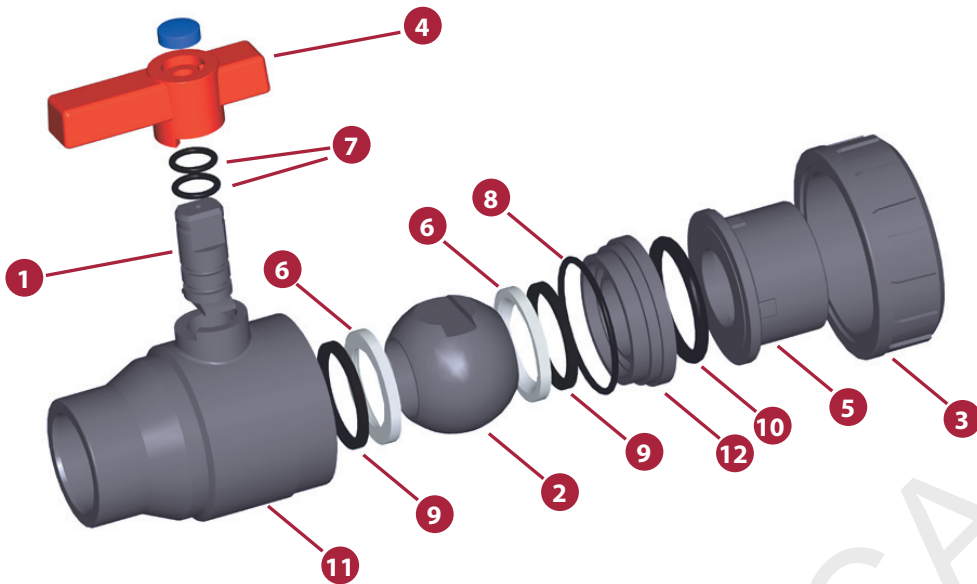
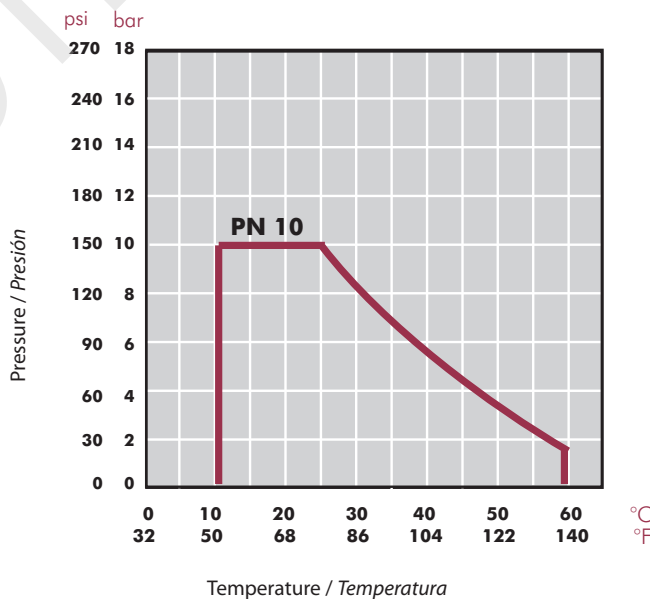


FIG.	Parts	Despiece	Material
1	Shaft	Eje	PVC-U
2	Ball	Bola	PVC-U
3	Union nut	Tuerca	PVC-U
4	Handle	Conjunto maneta	ABS
5	End connector	Manguito enlace	PVC-U
6	Ball seat	Asiento bola	HDPE
7	Shaft o-ring	Junta eje	EPDM
8	Body o-ring	Junta cuerpo	EPDM
9	Dampener seal	Junta amortiguación	EPDM
10	End connector o-ring	Junta manguito	EPDM
11	Body	Cuerpo	PVC-U
12	Seal-carrier	Portajuntas	PVC-U

PRESSURE / TEMPERATURE GRAPH
DIAGRAMA PRESIÓN / TEMPERATURA

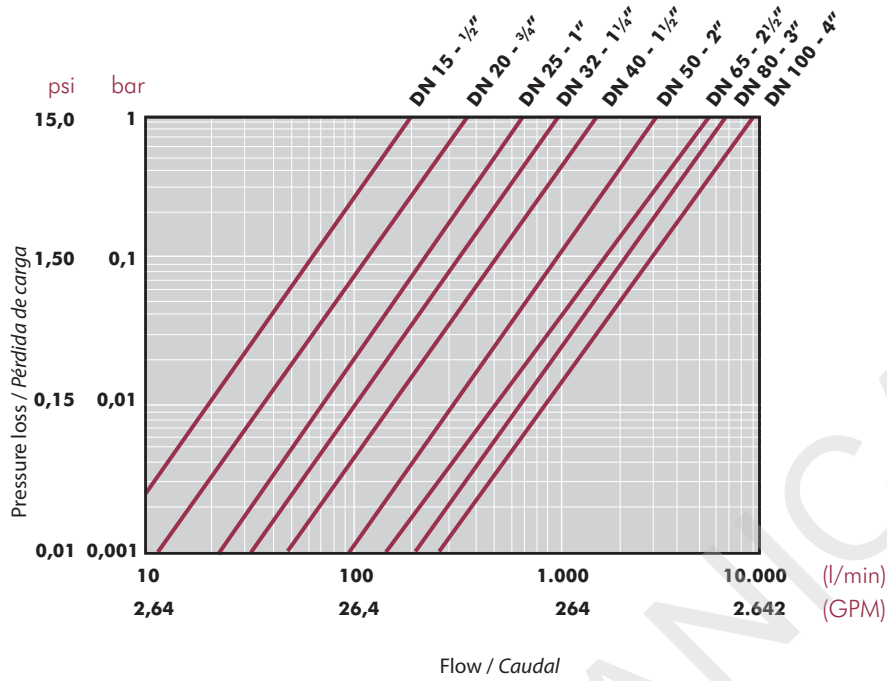


Life: 25 years
 Hydrostatic maximum pressure a component may withstand in continuous service (without overpressure)

Vida útil: 25 años
Presión hidrostática máxima que un componente es capaz de soportar en servicio continuo (sin sobrepresión)

PRESSURE LOSS DIAGRAM

DIAGRAMA DE PÉRDIDAS DE CARGA



RELATIVE FLOW

FLUJO RELATIVO

D	20-1/2"	25-3/4"	32-1"	40-1 1/4"	50-1 1/2"	63-2"	75-2 1/2"	90-3"	110-4"
DN	15	20	25	32	40	50	65	80	100
Kv ₁₀₀	190	380	690	980	1.600	3.000	5.500	6.800	8900
Cv	13,3	26,6	48,3	68,6	112	210,1	385,2	476,2	623,2

$Cv = Kv_{100} / 14,28$
 Kv_{100} (l/min, $\Delta p = 1$ bar)
 Cv (GPM, $\Delta p = 1$ psi)

OPERATIONAL TORQUE CHART

TABLA DE PAR DE MANIOBRA

D	20-1/2"	25-3/4"	32-1"	40-1 1/4"	50-1 1/2"	63-2"	75-2 1/2"	90-3"	110-4"
DN	15	20	25	32	40	50	65	80	100
Nm	1	2	3,5	3,5	5	15	25	45	60
in-lbf	8,9	17,7	31	31	44,3	132,8	221,3	398,3	531

Operating torque values at rated pressure (PN) and 20 °C in as new direct from the factory condition. Installation and operating conditions (pressure and temperature) will affect these values.

Los valores de par de giro se determinan a presión nominal (PN) y a 20 °C, en condiciones de salida de fábrica. Las condiciones de instalación y operación (presión y temperatura) afectarán a estos valores.

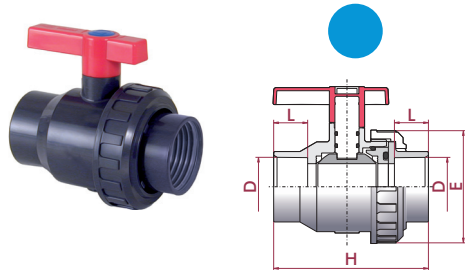
UP. 70S. SF5 - UNIBLOCK BALL VALVES

"Uniblock" ball valve

- PVC-U body
- Female solvent socket
- Metric series
- Seating joints in HDPE
- O-Rings in EPDM

Válvula de bola "Uniblock"

- Cuerpo en PVC-U
- Encolar hembra
- Serie métrica
- Juntas asiento bola en HDPE
- Anillos tóricos en EPDM



D	DN	PN	REF.	CODE
20	15	10	05 70 020	22773
25	20	10	05 70 025	22774
32	25	10	05 70 032	22775
40	32	10	05 70 040	22776
50	40	10	05 70 050	11375
63	50	10	05 70 063	15826
75	65	10	05 70 075	22777
90	80	10	05 70 090	22778
110	100	10	05 70 111	36728

L	H	E
16	81	52
19	99	60
22	111	69
26	130	84
31	135	94
38	169	116
44	220	128
51	256	178
63	331	228

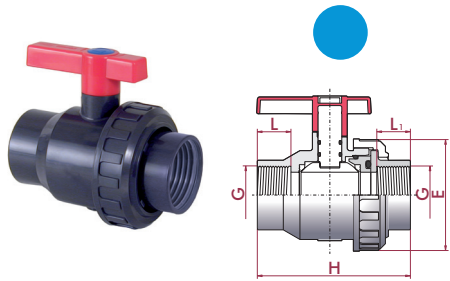
UP. 70S. FT5 - UNIBLOCK BALL VALVES

"Uniblock" ball valve

- PVC-U body
- BSP female thread
- Seating joints in HDPE
- O-Rings in EPDM

Válvula de bola "Uniblock"

- Cuerpo en PVC-U
- Rosca hembra BSP
- Juntas asiento bola en HDPE
- Anillos tóricos en EPDM



G	DN	PN.	REF.	CODE
½"	15	10	05 70 620	22791
¾"	20	10	05 70 625	22792
1"	25	10	05 70 632	22793
1¼"	32	10	05 70 640	22794
1½"	40	10	05 70 650	11377
2"	50	10	05 70 663	15829
2½"	65	10	05 70 675	22795
3"	80	10	05 70 690	22796
4"	100	10	05 70 711	36729

L	H	E
16	81	52
19	99	60
19	111	69
23	130	84
31	135	94
34	169	116
44	220	128
51	256	178
63	331	228

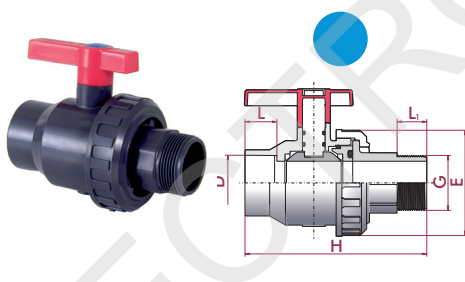
UP. 70S. MT5 - UNIBLOCK BALL VALVES

"Uniblock" ball valve

- PVC-U body
- Female solvent socket body & BSP male thread union
- Seating joints in HDPE
- O-Rings in EPDM

Válvula de bola "Uniblock"

- Cuerpo en PVC-U
- Cuerpo encolar hembra y manguito rosca macho BSP
- Juntas asiento bola en HDPE
- Anillos tóricos en EPDM



G x D	DN	PN	REF.	CODE
½" x 20	15	10	05 70 420	22785
¾" x 25	20	10	05 70 425	22786
1" x 32	25	10	05 70 432	22787
1¼" x 40	32	10	05 70 440	22788
1½" x 50	40	10	05 70 450	11374
2" x 63	50	10	05 70 463	15827
2½" x 75	65	10	05 70 475	22789
3" x 90	80	10	05 70 490	22790
4" x 110	100	10	05 70 511	36730

L	L ₁	H	E
16	12	93	52
19	16	115	60
22	20	131	69
26	21	147	84
31	21	155	94
38	28	195	116
44	30	243	128
51	33	283	178
61	40	349	228

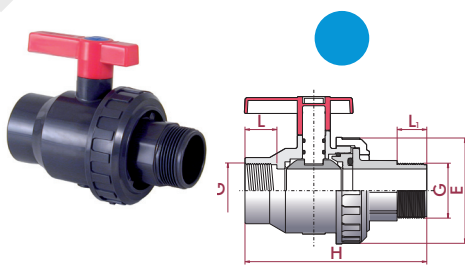
UP. 70F. MT5 - UNIBLOCK BALL VALVES

"Uniblock" ball valve

- PVC-U body
- BSP female thread body & BSP male thread union
- Seating joints in HDPE
- O-Rings in EPDM

Válvula de bola "Uniblock"

- Cuerpo en PVC-U
- Cuerpo rosca hembra BSP y manguito rosca macho BSP
- Juntas asiento bola en HDPE
- Anillos tóricos en EPDM



G	DN	PN	REF.	CODE
½"	15	10	05 70 220	22779
¾"	20	10	05 70 225	22780
1"	25	10	05 70 232	22781
1¼"	32	10	05 70 240	22782
1½"	40	10	05 70 250	11376
2"	50	10	05 70 263	15828
2½"	65	10	05 70 275	22783
3"	80	10	05 70 290	22784
4"	100	10	05 70 311	36731

L	L ₁	H	E
16	12	93	52
19	16	115	60
19	20	131	69
23	21	147	84
31	21	155	94
34	28	195	116
44	30	243	128
51	33	283	178
61	40	349	228

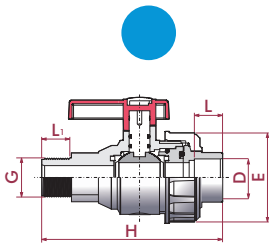
UP. 70M. SF5 - UNIBLOCK BALL VALVES

"Uniblock" ball valve

- PVC-U body
- BSP male thread body & female solvent socket union
- Seating joints in HDPE
- O-Rings in EPDM

Válvula de bola "Uniblock"

- Cuerpo en PVC-U
- Cuerpo rosca macho BSP y manguito encolar hembra
- Juntas asiento bola en HDPE
- Anillos tóricos en EPDM



G x D	DN	PN	REF.	CODE
½" x 20	15	10	05 70 320	23098
¾" x 25	20	10	05 70 325	23099
1" x 32	25	10	05 70 332	23100
1¼" x 40	32	10	05 70 340	23101

L	L ₁	H	E
16	16	117	52
19	19	122	60
22	24	142	69
23	26	149	84

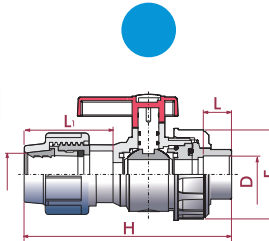
UP. 70PE. SF5 - UNIBLOCK BALL VALVES

"Uniblock" ball valve

- PVC-U body
- PE connection body & female solvent socket union
- Metric series
- Seating joints in HDPE
- O-Rings in EPDM

Válvula de bola "Uniblock"

- Cuerpo en PVC-U
- Cuerpo conexión PE y manguito encolar hembra
- Serie métrica
- Juntas asiento bola en HDPE
- Anillos tóricos en EPDM



D	DN	PN	REF.	CODE
20	15	10	05 70 120	23090
25	20	10	05 70 125	23091
32	25	10	05 70 132	23092
40	32	10	05 70 140	23093

L	L ₁	H	E
16	49	115	51
19	59	140	60
22	73	163	69
26	94	198	84

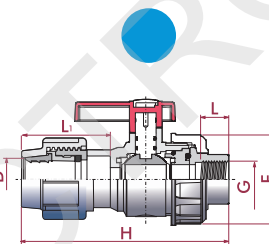
UP. 70PE. FT5 - UNIBLOCK BALL VALVES

"Uniblock" ball valve

- PVC-U body
- PE connection body & BSP female thread union
- Seating joints in HDPE
- O-Rings in EPDM

Válvula de bola "Uniblock"

- Cuerpo en PVC-U
- Cuerpo conexión PE y manguito rosca hembra BSP
- Juntas asiento bola en HDPE
- Anillos tóricos en EPDM



D x G	DN	PN	REF.	CODE
20 x ½"	15	10	05 70 520	23094
25 x ¾"	20	10	05 70 525	23095
32 x 1"	25	10	05 70 532	23096
40 x 1¼"	32	10	05 70 540	23097

L	L ₁	H	E
16	49	115	51
19	59	140	60
22	73	163	69
26	94	198	84